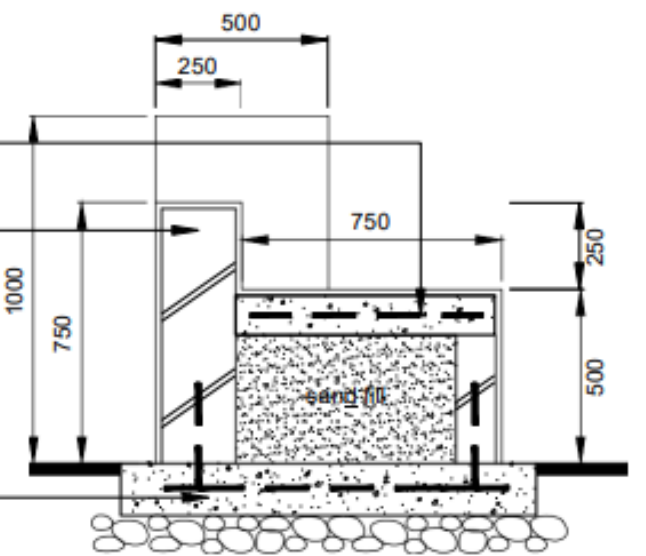
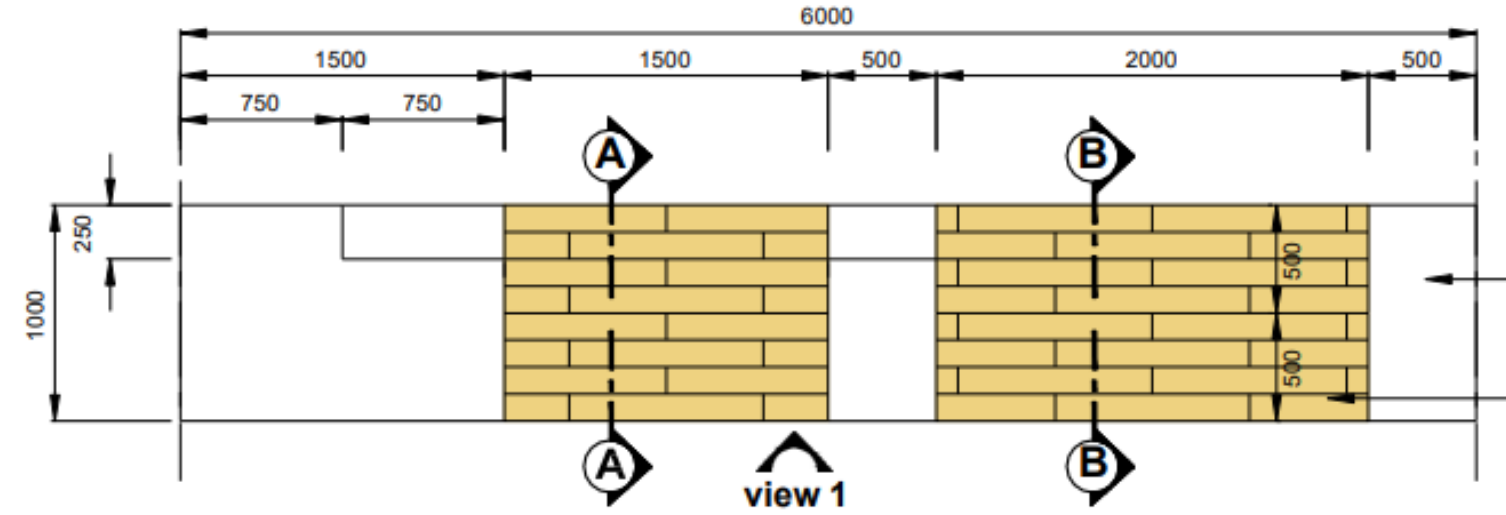


VIEW 1
SCALE 1:40

- 100mm thk. r.c. slab to engr's detail
- brickwall benches with smooth cement render finish and to be painted
- 125mm X 900mm plank tiles wood pattern finish
- 150mm thk. minimum r.c. base with compacted hardcore to engr's detail

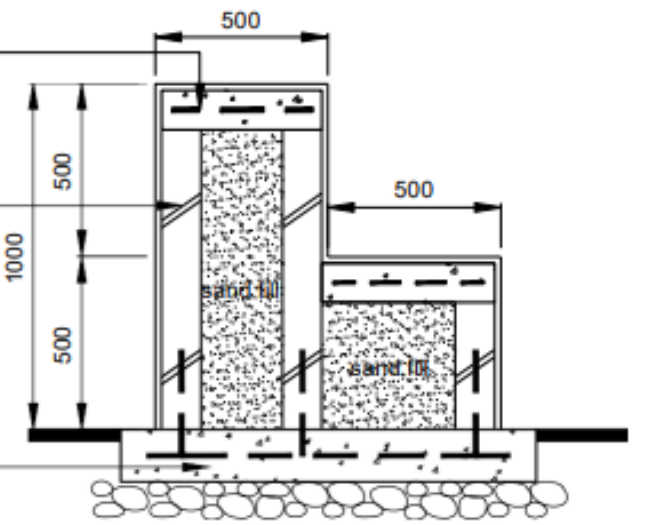


SECTION A-A
SCALE 1:25



PLAN OF BENCHES TYPE - (TYPICAL)
SCALE 1:40

- 100mm thk. r.c. slab to engr's detail
- brickwall benches with smooth cement render finish and to be painted
- 125mm X 900mm plank tiles wood pattern finish
- 150mm thk. minimum r.c. base with compacted hardcore to engr's detail



SECTION B-B
SCALE 1:25

BENCHES TYPE 1